

The background is decorated with various school supplies: a blue notebook with a pink bookmark in the top left; a yellow pencil and a yellow pencil sharpener in the top center; a pink notepad and a yellow notepad in the top right; a green and pink backpack in the middle left; a pink notepad in the bottom left; a pink eraser and a blue ruler in the bottom center; and a pink desk lamp on a yellow notepad in the bottom right.

Class of 2027 Summer Orientation

Academic Welcome and Basics

Summer Orientation Session Attendance





Big-Picture Lessons


Detailed instructions will be presented later today, in the TAMS Student Handbook, at Fall Orientation, and later on. For now, let's focus on some big - picture ideas so you can get your mindset ready for TAMS!

#1: College starts now.

In high school...	But at TAMS...
I didn't need to study much in order to get good grades.	I need to study regularly in order to pass my classes.
My teachers reminded me about deadlines and put together study guides.	I am responsible for holding myself accountable.
I could retake a test or redo an assignment to increase my grade.	I have one opportunity for each grade, so I will take things seriously.
I was the exception to most general statements.	General statements will apply to me, so I will pay attention to them.




#2: Read.

- 
- TAMS Student Handbook
 - TAMS and UNT websites
 - Emails
 - Course syllabi

Before asking a question, check to see if your question has already been answered there.

- Textbooks
- Any course materials provided by your professors



Use your syllabi to see which topic(s) will be covered during class. Read that section in the textbook and take notes on it before class. Build onto those notes during and after class.





#3: Go to class.



All TAMS students are required to attend all classes. This is the easiest, most straightforward way to learn and make a positive impression on your professors.





#4: Communicate.

TAMS and UNT are filled with people who want to support you, from your caring peers, to the qualified TAMS staff members, to your expert UNT professors.





#5: Be proactive.

Expect the unexpected!

Think two steps ahead!

Do your future self a favor!

It never hurts to double - check!





Big-Picture Lessons

1. College starts now.
2. Read.
3. Go to class.
4. Communicate.
5. Be proactive.

Q&A

